



# Army Public Schools & Colleges System

## **Admission policy**

### **INFORMATION / PROCEDURE & ASSESSMENT TESTS**

Department Of Assessment & Examination



## Army Public Schools & Colleges System

### Admission Information And Procedure

#### Preparations

It is very important that the “Registration and Admission” procedure and policies must be explained to the parent / guardian very clearly at the time of the Admission.

#### Environment:

At the time of Admissions school environment / office must be organized and professional.

#### Admission Test Day:

Admission Tests during the week would effect the school activities.

Admission Tests to be held on Saturdays.

#### Documents

Following Documents must be readily available in the Admission Office.

- Registration Form
- Admission Form
- Admission Tests details according to class for which admission is required.

#### Admission Procedure / Schedule

Events	Period
▪ Registration/Prospectus issuance/ Issue of Admission Form	2 <sup>nd</sup> week of February
▪ Admission Test / Interview	1 <sup>st</sup> week of March
▪ Compilation of Result/ Display of Admission list	3 <sup>rd</sup> week of March
▪ Information to parents / guardians about completing the formalities through phone / post etc	4 <sup>th</sup> week of March
▪ Preparation of Admission Folder	1 <sup>st</sup> week of April
▪ Preparation of Student Personal File	
▪ Left over admissions and transfer cases is an on going process	
▪ No child under aged for the concerned class to be considered for admission in preschool. He/she can be admitted into a class lower than the one in which admission is sought. (exceptionally gifted children/struggling learners to be dealt with on case to case basis)	

## **REGISTRATION**

Every child desirous of admission has to get registered for an Admission Test. A non refundable fee of Rs..... will be paid.

## **ADMISSION TEST / INTERVIEW**

Admission test will be based on:

- Class last attended with year and month.
- Exam last passed with year and month.
- Age on 31<sup>st</sup> March.

### **Play Group**

- Informal Assessment based on Vocabulary Motor Skills and I.Q level.
- Oral / visual responses / awareness.
- Only grades to be given.

### **Kindergarten**

- Informal Assessment based on reading level, vocabulary, concepts of numbers and colours, confidence / expression in spoken English.
- Judging pencil grasp.
- I.Q level of the child.

*Only grades to be given.*

### **Class Prep**

- Written Assessment based on concepts of numbers, Alphabets both in English and Urdu.
- Oral responses to question asked.

### **Class: I – VI**

Written Test in core subjects viz English, Urdu and Mathematics as well as reading and comprehension levels.

### **Class: VII – VIII**

Written Tests in English, Urdu and Mathematics.

### **Class IX and X**

Written tests in English, Urdu, Mathematics and Science.

**Papers not to be shown to the parents.**

## **INTERVIEW**

After the Admission Test a formal interview of the child will be conducted with **both** parents present.

## **Final Selection**

- ★ Admission will be on merit and on priority \* as per policy
- ★ Army Personnel Serving
- ★ Army Personnel Retired
- ★ Air Force / Navy Personnel
- ★ Civilians
- ★ Names of selected candidates will be displayed on the school notice board on a given date.

## **ADMISSION FOLDER (to be handed over at the time of Admission)**

- Book List
- Stationary List
- Uniform List
- Time Table
- Schedule for next two weeks
- Student ID Card

## **STUDENT PERSONAL FILE**

1. Admission Form and Photograph
2. Birth Certificate (photocopy).
3. School Leaving Certificate.
4. Report Card from Previous School.
5. Admission Order.
6. Test Papers.
7. Photograph.
8. Admission Fee Challan (photocopy).

## APSAC System

### Class Wise Recommended Age Group

<b>Class</b>	<b>Age of Children</b>
Play Group	3 + Years
Kindergarten	4 + Years
Prep	5 + Years
Class - I	6 + Years
Class - II	7 + Years
Class - III	8 + Years
Class - IV	9 + Years
Class - V	10 + Years
Class - VI	11 + Years
Class - VII	12 + Years
Class - VIII	13 + Years
Class - IX	14 + Years
Class - X	15 + Years

❖ Class suitability will be decided from child's age on 31<sup>st</sup> March.



**Army Public Schools & Colleges System**  
**Name of the School : \_\_\_\_\_**

**Admission Form**

**Please complete in block letters**

1. Full Name \_\_\_\_\_
2. Date of Birth \_\_\_\_\_ Place of birth \_\_\_\_\_
3. Age at registration \_\_\_\_\_ Years \_\_\_\_\_ Months \_\_\_\_\_ Sex: Male / Female
4. Religion \_\_\_\_\_ Nationality \_\_\_\_\_
5. Father's / Guardian's Name: \_\_\_\_\_
6. Father's / Guardian's occupation (please give details) \_\_\_\_\_  
 \_\_\_\_\_
7. Mother's Name: \_\_\_\_\_
8. Mother's occupation: \_\_\_\_\_
9. Father's office tel. no. \_\_\_\_\_ Mother's office tel. no. \_\_\_\_\_
10. Residence tel. no. \_\_\_\_\_ Emergency tel. no. \_\_\_\_\_
11. Child's home address: \_\_\_\_\_  
 \_\_\_\_\_  
 \_\_\_\_\_
12. Address to which correspondence should be sent: \_\_\_\_\_  
 \_\_\_\_\_  
 \_\_\_\_\_
13. Name, class and section of any siblings enrolled in this school  
 \_\_\_\_\_  
 \_\_\_\_\_  
 \_\_\_\_\_
14. To which class is admission required? \_\_\_\_\_
15. Has the child attended any other school? If so, give the name and address of last school attended \_\_\_\_\_  
 \_\_\_\_\_
16. Does the child have any disability that may affect his/her performance? If so, please state what it is \_\_\_\_\_

**Student Information:**

Army						Others						Civilian
Offrs		JCOs / NCOs		Soldiers		Navy / Air Force	Civs paid out of def	MES Emp	NESCOM Emp	Teachers	Etc	
Srv	Rtd	Srv	Rtd	Srv	Rtd	-	-	-	-	-	-	

# **Admission Guidelines**

## **Sample Admission Test Papers**

# APSAC System

## Teachers Guide for Preschool Assessment for Admission

Following guidelines should be carefully read prior to assessing the child. Information regarding name, age, last school attended and duration should be filled in advance.

### VOCABULARY DEVELOPMENT:

1. **Recognition of Objects:**

A variety of familiar objects, real fruits, vegetables picture cards of animals, things at home, in the kitchen etc can be shown to the child to assess recognition.

2. **Recognition of Numbers:**

Number cards should be shown for number recognition.

3. **Shapes:**

Shapes cards or objects of different shapes should be shown

4. **Concepts:**

Questions about simple concepts like big/small, up/down can be asked by showing pictures or objects.

5. **Phonics Skills:**

Alphabet Cards should be shown for phonic or sound identification.

6. **Rhymes / Songs:**

Famous and familiar rhymes and poems to be recited with child to assess if he/she knows or is familiar to it.

7. **Hand Movement Control:**

8. **Line Control:** A picture of any simple shape/object colouring to the child. Crayons should be used for this purpose. Colouring strokes within the picture and the way child holds the crayon should be checked.

9. **Puzzle Skills:**

Simple puzzles and fit-ins should be provided to the child. Also big beads and strings can be given to assess the skills and hand and eye co-ordination.

10. **Conversation & Comprehension Ability:**

Simple and friendly discussion should be encouraged to enquire about how the child spends his weekend. Colourful story books should be shown to the child and questions asked like does he/she have books at home, or who reads to him/her.

11. **Remarks of Teacher:**

This column should be carefully filled by the teacher giving a brief report on child's performance and his/her eligibility for the admission. Each proforma should be signed, dated and a grade given.



# APSAC System

## Pre school assessment Report for Admission

**Branch:** \_\_\_\_\_

**Name:**

**Age:** \_\_\_\_\_ **Years:** \_\_\_\_\_ **Months:** \_\_\_\_\_

**Last school attended:**

**Duration:**

**General behaviour:**

**Appearance:**

**Vocabulary Development**

1. Recognition of Objects:

2. Recognition of Numbers:

3. Shapes:

4. Concepts:

5. Phonics Skills

6. Rhymes / Songs

Hand movement control

Line control

Puzzle skills

Conversation & comprehension ability

**Remarks of teacher:**

\_\_\_\_\_  
**SECTION HEAD**

**Date:** \_\_\_\_\_


# APSAC System

## Interview Sheet

Region \_\_\_\_\_ Corps

Branch	Section	Date	
<b>STUDENT INFORMATION</b>			
1. Child's Full Name:			
2. Age as on 31 <sup>st</sup> March 200__:    ____yrs ____months			Sex: Male / Female
3. Admission for class level:			
4. Previous Schooling:		Yes / No:	
5. Last School(s) attended:		a.	b.
6. Duration of Schooling:			
a.		From:	To:
b.		From:	To:
7. Number of Brother / Sisters:			
8. List of Brother(s) / Sister(s) studying in this school			
S #	Name	Class / Sec.	Branch
1.			
2.			
3.			
4.			
9. Any special medical information / allergies school needs to be aware of (specify nature of problem):			





## APSAC System

### Admission Assessment Test For Preschool (Play Group)

Name: \_\_\_\_\_

Age: \_\_\_\_\_ Years: \_\_\_\_\_ Months: \_\_\_\_\_

Date: \_\_\_\_\_

#### **Assessment Procedure:**

- Informal assessment based on Vocabulary and Motor Skills.

**For official use only:**

**Teachers Comments:**

**Results:**

**Assessment Test For Admission**  
**Play Group**

**1. Social & Emotional Development**

a. Relationship with adults:  /

b. Is he/she  /

**2. Appearance**

a. Dress  /

**3. Physical Development**

a. Walks:  /

b.  /  /

**4. Awareness of Environment**

a.   /

**5. Development of Sensory Skills**

a.  /  /  /

**Remarks:**

---

---

**6. Toilet habits**

Toilet trained	/	Not trained
----------------	---	-------------

**Interviewer's recommendation and remarks  
(Any physical or emotional problem)**

---


---

---

**Teacher's Name**

---

**Principal Signature**



## APSAC SYSTEM

### Admission Assessment Test For Preschool (Prep)

Name: \_\_\_\_\_

Age: \_\_\_\_\_ Years: \_\_\_\_\_ Months: \_\_\_\_\_

Date: \_\_\_\_\_

#### **Assessment Procedure:**

Informal assessment based on Vocabulary and Motor Skills.

**For official use only:**

**Teachers Comments:**


**Results:**

Assessment Test For Admission  
Prep

Q.1: Write from Aa to Zz

<b>Aa</b>					<b>Ff</b>						<b>Ll</b>	
			<b>Qq</b>							<b>Xx</b>		


Q.2: Circle the correct sound



d a c




b d f



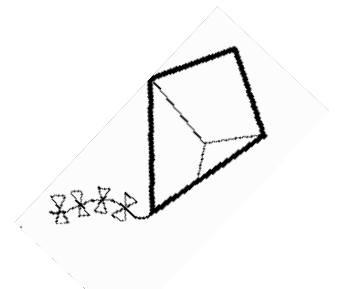
e g h



c g t



h j t



k x c



**Q.3: Match the column**

<b>J</b>	<b>b</b>
<b>L</b>	<b>n</b>
<b>G</b>	<b>m</b>
<b>B</b>	<b>j</b>
<b>N</b>	<b>g</b>
<b>M</b>	<b>l</b>

### **Mathematics**




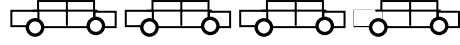
**Q. 4: Write the missing numbers.**

<b>3</b>	<b>0</b>
<b>3</b>	<b>9</b>

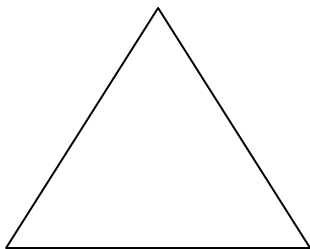
<b>9</b>	<b>0</b>
<b>9</b>	<b>9</b>

Teacher's comments


**Q.5: Count and Write**


**Q.3: Recognition of shapes and colours**



Colour it Red



Colour it Green



Colour it Yellow



Colour it Blue

## اردو

خالی جگہ پُر کریں:

ا \_\_\_\_\_ پ \_\_\_\_\_ ٹ \_\_\_\_\_ ج \_\_\_\_\_ ح \_\_\_\_\_

خ \_\_\_\_\_ ڈ \_\_\_\_\_ ر \_\_\_\_\_ ز \_\_\_\_\_


س \_\_\_\_\_ ص \_\_\_\_\_ ط \_\_\_\_\_ ظ \_\_\_\_\_

ع \_\_\_\_\_ ف \_\_\_\_\_ گ \_\_\_\_\_

ل \_\_\_\_\_ ن \_\_\_\_\_ ہ \_\_\_\_\_ ی \_\_\_\_\_ ے \_\_\_\_\_

حروف کو ملا کر لکھیں:

	ب + ا
	ج + ا
	ن + ا



## APSAC System

### Admission Assessment Test For Pre-School (K.G)

Name: \_\_\_\_\_

Age: \_\_\_\_\_ Years: \_\_\_\_\_ Months: \_\_\_\_\_

Date: \_\_\_\_\_

#### **Assessment Procedure:**

- Informal assessment based on reading level, vocabulary, concepts of numbers, colours and confidence / expression in spoken English.
- Only grades are given.

**For official use only:**

**Teachers Comments:**

**Results:**

**Assessment Test For Admission**  
**K.G**

**1. Oral:**

(Ask as many as possible)

Q.1 What is your name? \_\_\_\_\_

Q.2 What is your father's name? \_\_\_\_\_

Q.3 What is your mother's name? \_\_\_\_\_

Q.4 What is the colour of your shirt? \_\_\_\_\_

Q.5 Tell the name of your favourite cartoon? \_\_\_\_\_

Q.6 What do you like to eat? \_\_\_\_\_




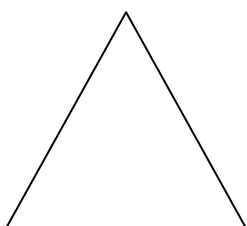
Q.7 Which is your favourite toy \_\_\_\_\_

Q.8 Do you have a pet? What is its name? \_\_\_\_\_

Q.9 Have you been to a zoo. \_\_\_\_\_

Q.10 Which animals did you see? \_\_\_\_\_

**Recognise the shapes:**



2. **Development of Sensory Skills:**

Hearing

Sight

Speech

3. **Social and Emotional Development:**

Dependent

Independent

Co-operative

4. **Relationship with adults:**

Shy

Confident

5. **Physical Development:**

Active

/

Not active

/

Hyperactive

6. Recognition of Alphabets : A - H

Counting : 1 - 10

الف سے 'س' تک پڑھائیں

**Teachers recommendation and remarks:**

**(Any physical or emotional problem)**

---


---

---

Teacher's Name

Principal Signature

Colour The Following Pictures



Colour the Apple  
Red


Colour the eyes  
Blue

Colour the  
nose Black



Fill in the Yellow  
Colour

Count the number of leaves  
Colour it Green



## APSAC System

### Admission Assessment Test For Junior School (Class – I)

Name: \_\_\_\_\_

Age: \_\_\_\_\_ Years: \_\_\_\_\_ Months: \_\_\_\_\_

Date: \_\_\_\_\_

Max Marks: \_\_\_\_\_ Marks Obtained: \_\_\_\_\_

**For official use only:**

**Teachers Comments:**

**Results:**



Admission Assessment Test For Junior School  
(Class – I)

Subject: English

**Q.1:** Look at the picture carefully and take help from the given words to complete the sentences.



Two      Sun      Flowers      House      Smoke

- 1 There are \_\_\_\_\_ windows.
- 2 \_\_\_\_\_ is coming out of the chimney.
- 3 I can see the \_\_\_\_\_ shining brightly.
4. The door of the \_\_\_\_\_ is close.
5. I can see beautiful \_\_\_\_\_ in the garden.

**Q.2:** Make two words with each letter:-

A \_\_\_\_\_

L \_\_\_\_\_

P \_\_\_\_\_

**Q.3:** Make sentences:-

1. Cat: \_\_\_\_\_

2. House: \_\_\_\_\_

3. Toy: \_\_\_\_\_

**For Teacher**

Make the child read the given lines & assess him/her for fluency & pronunciation.

I like to play with the bat and ball.

**Remarks:**

---

---

**Picture Discussion**

Encourage the child to talk about the attached picture and assess him/her for spoken language skills.

**Remarks:**

---

---



**Admission Assessment Test For Junior School  
(Class – I)**

Subject: Math

**Q.1:** Add to find the answer:-

$$\begin{array}{r} (1) \quad 4 \\ + 6 \\ \hline \\ \hline \end{array}$$

$$\begin{array}{r} (2) \quad 4 \\ + 4 \\ \hline \\ \hline \end{array}$$

**Subtract:**

$$\begin{array}{r} (1) \quad 9 \\ - 8 \\ \hline \\ \hline \end{array}$$

$$\begin{array}{r} (2) \quad 7 \\ - 3 \\ \hline \\ \hline \end{array}$$

**What comes after:-**

(1) 89 \_\_\_\_\_

(2) 33 \_\_\_\_\_

**What comes before:-**

(1) \_\_\_\_\_ 82

(2) \_\_\_\_\_ 20

Count and write:-



\_\_\_\_\_

Write in words:-

7 \_\_\_\_\_

4 \_\_\_\_\_

8 \_\_\_\_\_

**Teacher's comments:**

Admission Assessment Test For Junior School  
(Class – I)

Subject: Urdu

سوال نمبر 1: جوڑ کے توڑ بنائیں۔

توڑ

جوڑ

موزہ

---

کیڑے

---

سوال نمبر 2: خالی جگہ پر کریں

ا\_\_\_\_\_ پ\_\_\_\_\_ ت\_\_\_\_\_ ث\_\_\_\_\_

ج\_\_\_\_\_ چ\_\_\_\_\_ خ\_\_\_\_\_ د\_\_\_\_\_ ڈ\_\_\_\_\_ ذ\_\_\_\_\_ ز\_\_\_\_\_

ژ\_\_\_\_\_ ش\_\_\_\_\_ ص\_\_\_\_\_ ض\_\_\_\_\_ ظ\_\_\_\_\_


ع\_\_\_\_\_ ف\_\_\_\_\_ ق\_\_\_\_\_ گ\_\_\_\_\_ ل\_\_\_\_\_ ن\_\_\_\_\_

و\_\_\_\_\_ ی\_\_\_\_\_ یے۔

سوال نمبر 3: تصویر پہچان کر ان کے نام خالی جگہ پر لکھئیے۔



یہ میری \_\_\_\_\_ ہے۔



یہ میرا \_\_\_\_\_ ہے۔



یہ میری \_\_\_\_\_ ہے۔



یہ میرا \_\_\_\_\_ ہے۔

سوال نمبر 4: تصویروں کے نیچے ان کے نام کا پہلا حرف لکھیں



\_\_\_\_\_



\_\_\_\_\_




\_\_\_\_\_



\_\_\_\_\_





## APSAC System

### Admission Assessment Test For Junior School (Class – II)

Name: \_\_\_\_\_

Age: \_\_\_\_\_ Years: \_\_\_\_\_ Months: \_\_\_\_\_

Date: \_\_\_\_\_

Max Marks: \_\_\_\_\_ Marks Obtained: \_\_\_\_\_

**For official use only:**

**Teachers Comments:**

**Results:**

**Admission Assessment Test For Junior School  
(Class – II)**

Subject: **English**

**Q.1:** Read the passage carefully and then answer the questions.

Ali has a lot of books. Before going to bed he reads a book every night. His friend came to see him in a car. He had a book in his hand and was wearing a cap. In the book there was a story about an elephant and an ant.

a. What does Ali have?

---

b. How did his friend come to see him?

---

c. What was the story about in his friends' book?

---

**For Teachers**

**Q.2: (a)** Make the child read the passage & assess him for fluency & pronunciation.

**Remarks:**

---

---


**Q.2: (b)** Picture Discussion

Encourage the child to talk about the attached picture and assess him/her for spoken language skills.

**Remarks:**

---

---



**Q.3:** Make sentences of the following words.

a. Monkey: \_\_\_\_\_

\_\_\_\_\_

b. Pencil: \_\_\_\_\_

\_\_\_\_\_

**Q.4:** Write a few lines on “**My Best Friend**”

My Best Friend

\_\_\_\_\_

\_\_\_\_\_

\_\_\_\_\_

\_\_\_\_\_

\_\_\_\_\_

\_\_\_\_\_

\_\_\_\_\_

\_\_\_\_\_

\_\_\_\_\_

\_\_\_\_\_

\_\_\_\_\_

**Admission Assessment Test For Junior School  
(Class – II)**

Subject: Maths

**Q.1:** Addition.

$$\begin{array}{r} 22 \\ + 14 \\ \hline \\ \hline \end{array}$$

$$\begin{array}{r} 02 \\ + 10 \\ \hline \\ \hline \end{array}$$

**Q.2:** Subtraction

$$\begin{array}{r} 92 \\ - 10 \\ \hline \\ \hline \end{array}$$

$$\begin{array}{r} 58 \\ - 16 \\ \hline \\ \hline \end{array}$$

**Q.3 (a)** What comes between?

7 \_\_\_\_\_ 9

(b) What come before?

\_\_\_\_\_ 52

(c) What come after?

22 \_\_\_\_\_

**Q.4:** Write in words:

2: \_\_\_\_\_

8: \_\_\_\_\_

100: \_\_\_\_\_

**Q.5: Dodging tables:**

$$2 \times 3 =$$

$$2 \times 1 =$$

$$3 \times 3 =$$

$$3 \times 2 =$$

$$4 \times 2 =$$

$$5 \times 2 =$$

Admission Assessment Test For Junior School  
(Class – II)

Subject: Urdu

سوال نمبر 1: چند سطریں اپنے دوست کے بارے میں لکھیے

"میرا دوست"

---

---

---

---

---

---

---

---

---

---

---

---

---

---

---

---

---

---

---

---

---

---

---

---

سوال نمبر 2: ان جملوں کو ترتیب دے کر لکھیں

- 1- چوہا نے بلی پکڑا۔  
\_\_\_\_\_
- 2- پتے کرو سب جمع  
\_\_\_\_\_
- 3- قلم یہ ابا کا ہے  
\_\_\_\_\_

سوال نمبر 3: جملے میں بنائی گئی تصویر کا نام لکھ کر جملے مکمل کریں۔

1- یہ \_\_\_\_\_ لال ہے۔



2- اپنی \_\_\_\_\_ پہن لو۔



3- عامر \_\_\_\_\_ دھو لو۔



4- زاہد \_\_\_\_\_ کھا لو۔



سوال نمبر 4: جملے بنائیں

1- پسند: \_\_\_\_\_

2- کتاب: \_\_\_\_\_

3- سکول: \_\_\_\_\_

پڑھائی:

یہ میرے دادا جان کا گھر ہے۔


دادا جان میرے ابو کے ابو ہیں۔

ریمارکس:

---

---





## APSAC System

### Admission Assessment Test For Junior School (Class – III)

Name: \_\_\_\_\_

Age: \_\_\_\_\_ Years: \_\_\_\_\_ Months: \_\_\_\_\_

Date: \_\_\_\_\_

Max Marks: \_\_\_\_\_ Marks Obtained: \_\_\_\_\_

**For official use only:**

**Teachers Comments:**

**Results:**

**Admission Assessment Test For Junior School  
(Class – III)**

Subject: **English**

**Comprehension**

Look at the picture carefully and take help from the given words to complete the sentences.

Cinderella ran to the garden and brought her godmother the finest pumpkin. She could find, wondering how this would help her to go to the ball.

The godmother scooped out the inside of the pumpkin, leaving nothing but the rind. Then she touched it with her magic wand and the pumpkin was changed in a moment into a fine coach, all shining with gold.

After that she went to look into the mouse-trap, where she found six mice all alive. She told Cinderella to lift the trap-door up a little, and as each mouse came out she gave it a tap with her wand. At once it was changed into a beautiful horse. This made a very fine team of six horses, all dappled grey in colour.

**Answer these questions.**

**Q.1:** What did the godmother do with the pumpkin?


---

**Q.2:** What did godmother find in the mouse trap?

---

---

**For teachers**



**Q.2 (a)** Make the child read the comprehension passage & assess him for fluency & pronunciation.

**Remarks:**

---

---

**Q.2 (b)**  
**Picture Discussion**

Encourage the child to talk about the attached picture & assess him/her for spoken language skills.

**Remarks:**

---

---

Write a paragraph on “Park” or “My Pet”

---

---

---

---

---

---

**Q.3:** Use the verbs from the box to finish these sentences

You \_\_\_\_\_ the bread.

You \_\_\_\_\_ a story.



Make following sentences.

Words

Sentences

garden

fast

eat

---

---

---

---

---

---

---

---

**Q.4: Complete the story**

Read the story. In the last box, draw what you think will happen next. Then write the words for the end of the story.

<p>1. Do you want to go to the library with me?” “Yes, I want a book about seashells.”</p>	<p>3. “Excuse me. Where can I find a book about seashells?”</p>
<p>2. “Have you found your book?” “No. I can’t find it.” “Why don’t you ask someone?”</p>	<p>4. _____ _____</p>

**Admission Assessment Test For Junior School  
(Class – III)**

Subject: **Maths**

**Q.1:** Read each statement and then circle the correct digit

Circle the  
hundred

→ 

4	8	7
---	---	---

Circle the tens

→ 

3	4	5
---	---	---

Circle the unit

→ 

2	4	6
---	---	---

Circle the  
hundred

→ 

3	4	5
---	---	---

**Q.2:** Add:-

$$\begin{array}{r} 524 \\ + 184 \\ \hline \\ \hline \end{array}$$

$$\begin{array}{r} 329 \\ + 124 \\ \hline \\ \hline \end{array}$$

**Q.3:** Subtract:-

$$\begin{array}{r} 586 \\ - 392 \\ \hline \\ \hline \end{array}$$

$$\begin{array}{r} 968 \\ - 176 \\ \hline \\ \hline \end{array}$$

**Q.4:** (a) What comes after?

148 \_\_\_\_\_

205 \_\_\_\_\_

(b) What comes before?

\_\_\_\_\_824

\_\_\_\_\_339

**Q.5: Multiply**

$$\begin{array}{r} \mathbf{36} \\ \times \mathbf{5} \\ \hline \\ \hline \end{array}$$

$$\begin{array}{r} \mathbf{71} \\ \times \mathbf{8} \\ \hline \\ \hline \end{array}$$



Admission Assessment Test For Junior School  
(Class – III)

Subject: Urdu

سوال نمبر: جملے بنائیں

جملے

الفاظ

خوشی

---

کھیل

---

اطمینان

---

محسن

---

ترتیب

---



## سوال نمبر ۳: تفہیم

- پرندوں اور جانوروں کے بھی گھر ہوتے ہیں۔
- پرندوں کے گھر کو گھونسلہ کہتے ہیں۔
- شیر کے گھر کو کچھار کہتے ہیں۔
- سانپ اور چوہے کے گھر کو بل کہتے ہیں۔
- گلہری اور خرگوش کھوہ میں رہتے ہیں۔
- مرغی کے گھر کو دڑبا کہتے ہیں۔
- کچھ پرندے پنجرے میں بھی رہتے ہیں۔

دڑبے اور پنجرے انسان بناتے ہیں جبکہ گھونسلے، کچھار، بل اور کھوہ جانور اپنے لیے خود بناتے ہیں۔

۱۔ بتائیے کون سا گھر جانور یا پرندے کا ہے؟ پرندے یا جانور کی تصویر کو اس کے گھر کی تصویر سے ملائیے۔



## APSAC System

### Admission Assessment Test For Junior School (Class – IV)

Name: \_\_\_\_\_

Age: \_\_\_\_\_ Years: \_\_\_\_\_ Months: \_\_\_\_\_

Date: \_\_\_\_\_

Max Marks: \_\_\_\_\_ Marks Obtained: \_\_\_\_\_

**For official use only:**

**Teachers Comments:**

**Results:**

**Admission Assessment Test For Junior School  
(Class – IV)**

Subject: **English**

**Q.1: Comprehension**

Tiny Tina was small. Tiny Tina was very, very small. She was smaller than the boys and girls in her class. She was smaller than her friends. She was even smaller than her baby sister. She was small because she did not like to eat.

When it was time for lunch, she hid in her room. “My tummy hurts.” She lied to her mother. When it was time for dinner, she gave her food to the cat. The cat got big. Tiny Tina got smaller. One day when she woke up, she was as small as a mouse. Her bed looked very, very big. Tiny Tina was upset.

“What will I do?” she cried. Her mother came looking for her.

“Where are you, Tina?” she called. “Here I am, “said very Tiny Tina. Her mother did not hear her.

Tiny Tina cried and cried. Her mother did not see her. Tiny Tina went to sleep. She had a dream. She saw a kind fairy in her dream. “Please help me, kind fairy, “Tiny Tina sobbed. “ I don’t like to be as small as a mouse. My mother can’t see me. She can’t hear me. Please help me!”

**Answer these questions.**

**Q.a: Why was Tina small?**

---

---

**Q.b:** Why did the cat become bigger?

---

---

**Q.c:** How did Tina feel when she became as small as a mouse?

---

---

**Q.d:** Why could Tina's mother not see or hear her?

---

---

**Q.2:** Circle one word in each list that does not belong.

1.   teeth       toothpaste       soap       toothbrush
2.   strong       dirty       healthy       tough
3.   dull       shiny       bright       sparkling

Admission Assessment Test For Junior School  
(Class – IV)

Subject: Maths

Time : 1 hr

SECTION – I

Q.1: (a) Find the products

$$35 \times 14 =$$

$$26 \times 13 =$$

(b) Complete

$$\begin{array}{r} 4255 \\ + 4534 \\ \hline \\ \hline \end{array}$$

$$\begin{array}{r} 7354 \\ + 1633 \\ \hline \\ \hline \end{array}$$

Q.2 (a) Complete the sequence

4202, 4302, \_\_\_\_\_, \_\_\_\_\_, \_\_\_\_\_, \_\_\_\_\_, 4802

8560, \_\_\_\_\_, 8760, \_\_\_\_\_, \_\_\_\_\_, \_\_\_\_\_, \_\_\_\_\_,

(b) Subtract

$$\begin{array}{r} 3605 \\ - 1439 \\ \hline \\ \hline \end{array}$$

$$\begin{array}{r} 6401 \\ - 3326 \\ \hline \\ \hline \end{array}$$

Q.3:

$$484 \div 4 =$$

$$510 \div 5 =$$

**Q.4:** Fill in the blanks

$5 \times \boxed{\phantom{000}} = 500$

$7 \times 10 \boxed{\phantom{000}}$

$3 \times 10 \boxed{\phantom{000}}$

$4 \times 5 \boxed{\phantom{000}}$

**Q.5:** Draw two sets of parallel lines

### **SECTION – II**

**Q.1:** Rashid borrowed two books from the library. One book had 928 pages & the other 1084 page. How many pages did the two books have altogether?

**Q.2:** In a painting contest 4500 children took part of these 2951 were girls. How many boys tool part?

**Q.3:** School notebooks contain 75 pages each. How many pages are there in 32 notebooks?





سوال نمبر ۳: تفہیم

پرندوں اور جانوروں کے بھی گھر ہوتے ہیں۔

پرندوں کے گھر کو گھونسلہ کہتے ہیں۔

شیر کے گھر کو کچھار کہتے ہیں۔

سانپ اور چوہے کے گھر کو بیل کہتے ہیں۔

گلہری اور خرگوش کھوہ میں رہتے ہیں۔

مرغی کے گھر کو ڈبّا کہتے ہیں۔

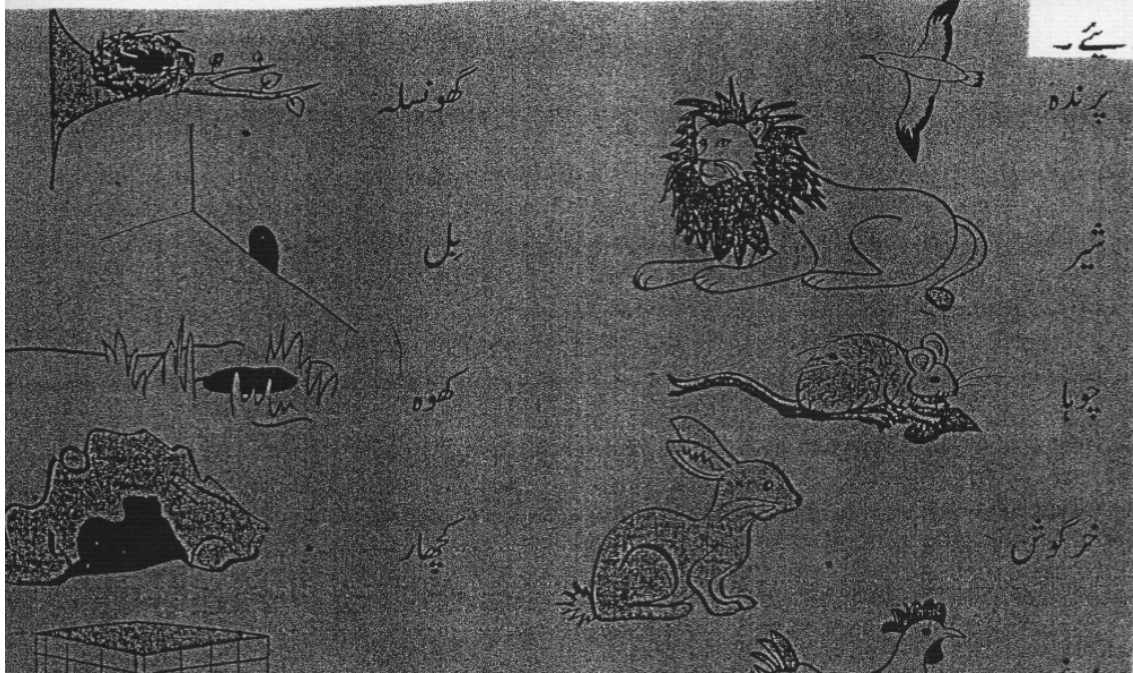
کچھ پرندے پنجرے میں بھی رہتے ہیں۔


ڈبے اور پنجرے انسان بناتے ہیں جبکہ گھونسلے، کچھار، بیل اور کھوہ جانور اپنے لیے خود بناتے

ہیں۔

۱۔ بتائیے کون سا گھر جانور یا پرندے کا ہے؟ پرندے یا جانور کی تصویر کو اس کے گھر کی تصویر

سے ملائیے۔





## APSAC System

### Admission Assessment Test For Middle School (Class – V)

Subject: English

Name: \_\_\_\_\_

Age: \_\_\_\_\_ Years: \_\_\_\_\_ Months: \_\_\_\_\_

Date: \_\_\_\_\_

Max Marks: \_\_\_\_\_ Marks Obtained: \_\_\_\_\_

**For official use only:**

**Teachers Comments:**

**Results:**

**Admission Assessment Test For Middle School  
(Class – V)**

Subject: **English**

**Comprehension**

Five hundred years ago, nearly every body thought the world was flat.' If you sail far away from land, you will fall off the edge of the earth, 'they said. But one man Christopher Columbus, thought differently. He told the King and Queen of Spain that he could reach India and China by sailing west across what is now the Atlantic Ocean.

The royal rulers of Spain gave Columbus three ships. He set out in 1492, even though most of the sailors were afraid. The ships were very small, and the largest was only 21 meters long. The wind blew from behind them and the men said, ' we will be never be able to sail back. This wind will blow us away from Spain forever. We are also in danger of falling off into the sky!'

After about seven weeks of sailing, there was still no land in sight. But soon they saw bits of wood floating in the sea. Birds flew overhead, and Columbus said it must be India. The people had dark reddish skins so he called them Red Indians. He was mistaken, because this new land was not India but what is now America.

One of the ships sank on the reef, but the other two sail back home. The King and Queen were very pleased.

**Q.1:** Read the given passage carefully and answer the following questions

a. From which country did Christopher Columbus sail?

---

---

b. Did most people in those days think the world was round or flat?

---

---

c. Did the wind help Columbus find across what is now the Atlantic Ocean?

---

---

d. What two things told Columbus that he was near land?

---

---

e. Did Columbus find white men in America?

---

---

f. How many ships were lost on the voyage?

---

---

g. Which word tells us that the Spanish rulers were happy that Columbus returned?

---

---

h. Columbus called the people red Indians because (circle the right answer):

- i) They were dark but angry.
- ii) They were Indians but had red skin.
- iii) He thought he was in India and the People had red skin.

i). Write a word from the passage that means:

- a) Side \_\_\_\_\_
- b) frightened \_\_\_\_\_
- c) Pieces \_\_\_\_\_
- d) wrong \_\_\_\_\_

**Q.2:** Rewrite these sentences using correct punctuation.

1. who came to your house

---

2. Amna asked if she could go

---

3. may I go asked Saima

---



**Admission Assessment Test For Middle School  
(Class – V)**

Subject: Math

**Q.1:** Write these in vertical form and then complete them  
 $400625 - 241813$

---

---

---

---

**Q.2:** What is the difference between the largest 4-digit number and the smallest 6-digit number?

---

---

---

---

**Q.3:** Write the following in vertical form and then complete them.

$$316010 + 187684 + 3472$$

---

---

---



**Q.4:** A pack of 20 pens cost Rs. 1020. What is the cost of one pen?

---

---

---

---

**Q.5:** Solve the following:-

a.  $28 \overline{)3100}$

b.  $6 \overline{)812.4}$

---

---

---

---

**Q.6:** Find the HCF and LCM of these pairs

1    30            and            12

---

---

---

---

**Q.7: Solve**

$$\begin{array}{r} 45.5 \\ \times 76 \\ \hline \\ \hline \end{array}$$

---

---

---

---

**Q. 8: Find the H.C.F**

36 and 24

---

---

---

---


**Q. 9: Find the L.C.M.**

18 and 56

**Q. 10: Draw any of the following Angles?**

130° or 90°





## APSAC System

### Admission Assessment Test For Middle School (Class – VI)

Name: \_\_\_\_\_

Age: \_\_\_\_\_ Years: \_\_\_\_\_ Months: \_\_\_\_\_

Date: \_\_\_\_\_

Max Marks: \_\_\_\_\_ Marks Obtained: \_\_\_\_\_

**For official use only:**

**Teachers Comments:**

**Results:**

**Admission Assessment Test For Middle School  
(Class – VI)**

Subject: **English**

**Comprehension**

Sea-lions bear some resemblance to seals, though they are much larger. When fully grown they are from twenty feet in length, and from eight to fifteen feet in circumference; they are extremely fat, so that having cut through the skin, which is about an inch in thickness there is at least a foot of fat before you come to either lean or bones.

Their skins are covered with short grey hair, but their tails and their fins, which serve them for feet on shore, are almost black. They have a distant resemblance to an overgrown seal, though in some particulars there is a manifest difference between them, especially in the males. These have a large snout, or trunk, hanging down five or six inches below the end of the upper jaw, which the females have not.

These animals divide their time equally between the land and the sea, continuing at sea all the summer, and coming on shore at the in of water, where they reside during the whole of that season. In this interval they bring forth their young, and have generally two at a birth. During the time these sea lions continue on shore, they feed on the grass and small plant which grow near the banks of fresh-water stream.

**Q.1:** Read the given passage carefully and answer the following questions

a. Which is bigger, a sea lion or a seal?

---

---



**Admission Assessment Test For Middle School  
(Class – VI)**

Subject: **Maths**

**Q.1:** Round off these numbers to the nearest 10, 100 and 1000.

a) 14039

b) 19650

---

---

---

---

---

**Q.2:** Find the L.C.M and H.C.F. of the following pairs:-

a) 108                      and                      144

b) 35                         and                         105

---

---

---

---

---

**Q.3:** Use brackets and reduce each number to its lowest term.

$$\frac{2}{5} \times \frac{9}{10} \times \frac{2}{7}$$

---

---

---

---

---

**Q.4:** Use BODMAS rule and simplify the following:-

$$20 + [5 \times \{9 - (1\frac{2}{3} \div \frac{5}{6})\}]$$

---

---

---

---

---

---


---

---

---







## APSAC System

### Admission Assessment Test For Middle School (Class – VII)

Name: \_\_\_\_\_

Age: \_\_\_\_\_ Years: \_\_\_\_\_ Months: \_\_\_\_\_

Date: \_\_\_\_\_

Max Marks: \_\_\_\_\_ Marks Obtained: \_\_\_\_\_

**For official use only:**

**Teachers Comments:**

**Results:**



**Q.2:** Form Nouns.

	<b>Words</b>	<b>Nouns</b>
(i)	robber	
(ii)	modern	
(iii)	great	
(iv)	conquer	

**Q.3:** Form Adjectives

	<b>Words</b>	<b>Adjectives</b>
(i)	father	
(ii)	life	
(iii)	fruit	
(iv)	milk	

**Q.4:** Write down names of the parts of speech of the underlined words.

(i) The boys run after the ball

	<b>Words</b>	
(i)	boys	
(ii)	after	
(iii)	run	
(iv)	ball	

(ii) He puts more care into his work nowadays.

**Words**

(v)	puts	
(vi)	more	
(vii)	care	
(viii)	his	

**Admission Assessment Test For Middle School  
(Class – VII)**

Subject: Maths

**Q.1:** What is Rational and irrational number.

Ans: \_\_\_\_\_  
\_\_\_\_\_

**Q.2:** Express the following fractions into decimals:-

(a)  $\frac{43}{100}$

**Q.3:** Find the sum of following :-

$$x^2 - 3x - 1 \quad , \quad 3x^2 + 2x + 9$$

\_\_\_\_\_  
\_\_\_\_\_  
\_\_\_\_\_  
\_\_\_\_\_

**Q.4:** Write the formulas:-

$(a + b)^2 =$  \_\_\_\_\_

$(a - b)^2 =$  \_\_\_\_\_

$(a^2 - b^2) =$  \_\_\_\_\_

**Q.5:** Draw the following figures:-

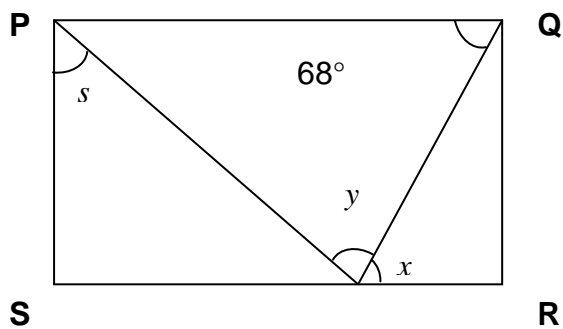
(a) Rhombus

(b) kite

(c) circle

(d) parallelogram

**Q.8:** Find the indicated angles:-



Admission Assessment Test For Middle School  
(Class – VII)

Subject: Urdu

سوال نمبر ۱: پیراگراف کو غور سے پڑھیں اور پھر دیئے گئے سوالات کے جوابات تحریر کریں۔

سیارہ عطارد پر زندگی کا امکان اس لئے نہیں کہ وہ ایک رخ پر بہت زیادہ ٹھنڈا اور دوسرے رخ پر بہت زیادہ گرم ہے۔ اس پر ہوا بھی نہیں ہے۔ زہرا کے بارے میں ہمیں کچھ بھی معلوم نہیں۔ مریخ کے علاوہ باقی سب سیاروں پر اتنی زیادہ سردی ہے کہ ان پر جاندار زندہ نہیں رہ سکتے۔

ستارے سورج کی طرح دہکتی آگ کے گولے ہیں۔ سیارے میں زندگی کے آثار ہوں۔ کیونکہ وہ بھی ایسے ہی مادہ سے بنے ہیں جن سے زمین بنی ہے۔

(۱) سیارہ عطارد پر زندگی کا امکان کیوں نہیں ہے؟

---

---

---

(۲) ستاروں پر زندگی کیوں ممکن نہیں؟

---

---

---



(۳) زہرہ کے بارے میں ہمیں کیا معلوم ہے؟

---

---

---

سوال نمبر ۲: دیئے گئے واحد جملوں کو جمع جملوں میں تبدیل کریں۔  
(۱) ماں بچے کو پیار کرتی ہے۔


---

(۲) بچہ میدان میں کھیل رہا ہے۔

---

(۳) اُس نے تصویر بنائی۔

---



## APSAC System

### Admission Assessment Test For Senior School (Class – VIII)

Name: \_\_\_\_\_

Age: \_\_\_\_\_ Years: \_\_\_\_\_ Months: \_\_\_\_\_

Date: \_\_\_\_\_

Max Marks: \_\_\_\_\_ Marks Obtained: \_\_\_\_\_

**For official use only:**

**Teachers Comments:**

**Results:**

## Admission Assessment Test For Senior School (Class – VIII)

Subject: English

*Note:* Attach answering sheets with the question paper.

After having subdued Lahore once more, Babur and his army marched on the capital, Delhi, in order to subjugate Sultan Ibrahim Lodhi once and for all. On reaching the village of Panipat, in the plain north of Delhi, Babur organized his forces. He quickly noticed his inferiority in numbers: he had, probably, only about 15000 men, of whom only about half were fit for attack. On the other hand, Babur was a skilful strategist and he had learned valuable tactical lessons in the course of his numerous battles with the Uzbeks.

Moreover, he had at his side two talented Turkish gunners who had mastered the art of using cannons in warfare. The cannon, a mounted gun, was a weapon well known in Europe, but not on the subcontinent at this time when an army's strength was in its archers. Babur was very interested in firearms and artillery, and used to supervise their casting. He gave the order for all the carts – seven hundred of them – to be tied together with raw hide ropes to form a large defensive formation. The matchlock – men and the cannons, protected by Mantelet shields, took up positions between the carts. Behind them were the cavalry and the archers.

Ibrahim Lodhi, however, hesitated to fight despite his 100,000 men and his many hundreds of elephants. In order to incite his enemy to attack, Babur sent his soldiers by night to harass Ibrahim Lodhi's forces. On the morning of 21 April 1526, the exasperated Ibrahim finally started the assault. He forced Babur's right wing back, but his own army was swiftly overwhelmed by the cannon fire and by the matchlock-men drawn up in the centre. Terrorized by the noise of the gunfire, the elephants stampeded, making any further attack impossible. Ibrahim's forces were quickly encircled and destroyed by Babur's cavalymen and archers.

By midday, his camp was destroyed, although his body was not found until later. It was decapitated and the head was brought to Babur. As a mark of respect to the dead sultan, Babur later had a monument erected on the spot where he fell. Very quickly after the battle, Babur became preoccupied with protecting the treasures of Delhi and Agra from pillage by his own victorious troops. He sent Humayun his son who was only seventeen years old, to Agra, whilst he himself marched on Delhi, where he had prayers read in his name in the great mosque, thereby proclaiming himself *Badishah*, or Emperor, of Hindustan.

At Agra, Babur was greeted by Humayun, who presented the conqueror with a magnificent diamond called the Koh-i-noor. The ruling family of Gwalior had given it to Humayun and Babur recorded that a gem collector estimated its worth as 'the whole world's expenditure for half a day'. Babur immediately refused this rich gift, and offered it to the one who wanted to give it to him, Humayun.

**Read the passage and give answers.**

**Q1:** What was Babur's purpose in marching on Delhi?

**Q2:** Explain one advantage and one disadvantage which Babur had over Ibrahim Lodhi before the Battle of Panipat.

**Q3:** Why were the Turkish gunners so useful to Babur?

**Q4:** By how many men was Babur outnumbered by Ibrahim Lodhi?

**Q5:** Why did Ibrahim Lodhi find it impossible to make an attack with his elephants?

**Q6:** How were the cavalry and archers important to the battle?

**Q7:** What did Babur want to prevent happening in Agra and Delhi?

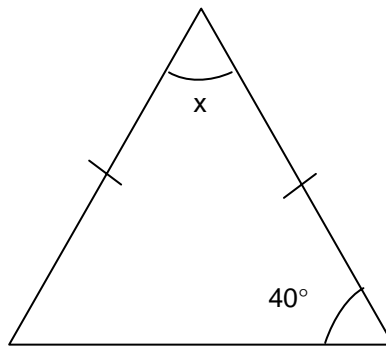
**Q8:** How does the writer emphasize the value of the Koh-i-noor?

**Admission Assessment Test For Senior School  
(Class – VIII)**

Subject: Maths

**Q. 1:** Fill in the blanks.

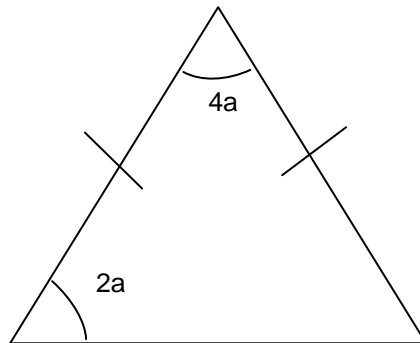
- a.  $10^m \times 10^n =$  \_\_\_\_\_.
- b. 912400 expressed in standard form = \_\_\_\_\_.
- c. H.C.F of  $6a^3b^4$  and  $9a^3b =$  \_\_\_\_\_
- d. The sum of interior angles of a 13 – gon = \_\_\_\_\_.
- e. The value of x in the figure is = \_\_\_\_\_.



**Q. 2:** Solve the short questions

- a. Simplify  $(16 x^2yz / 48xy^2z^4)$
- b. Simplify  $(a^2 - b^2) / (3a + 3b)$
- c. Factorize  $y^2 + 6y + 8$
- d. Factorize  $49 c^2 - d^2 e^2$
- e. Expand  $(a - 5) (a + 6)$

**Q. 2:** Find the value of “a”

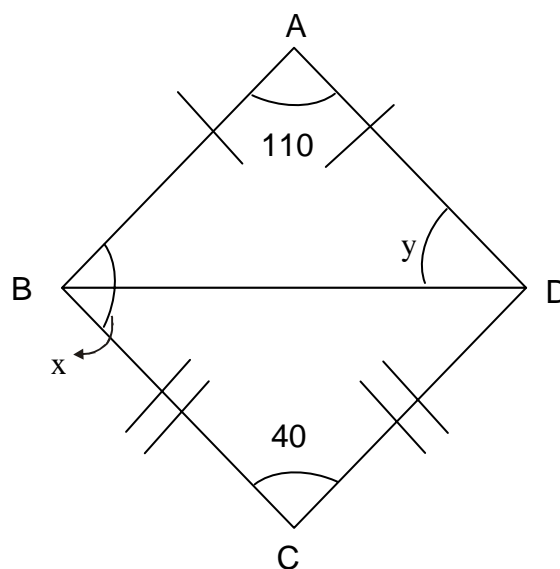


**Q. 3:** Solve the algebraic expression.

$$b + \frac{4}{6} - \frac{b}{3} + b - \frac{c}{12}$$


**Q.4 (a):** Find the number of sides of a regular polygon with an interior angle of  $60^\circ$ .

(b) Find the value of  $x$  and  $y$  for the given figure



$ABCD$  is a kite

(c) Write the order of rotational symmetry and lines of symmetry for the following



R.S= \_\_\_\_\_

R.S= \_\_\_\_\_

L.S = \_\_\_\_\_

L.S= \_\_\_\_\_

**Q. 5:** A model of a building is made to a scale of 1cm to 15m.

- (i) If the height of the building is 85m, find its height on the model.
- (ii) If the length of the model is 15cm, find its actual length.

**Subject: Urdu**

سوال: مضمون تحریر کریں۔

”میری خیالی دنیا“